

CLASSIC™ COLLECTION

PREMIUM

series



America's Favorite Garage Doors®



Model 9200, Short Elegant Panel with Optional Colonial 509 Window Design



clopay.com

intellicore®

insulation technology

Premium Series garage doors featuring Intellicore® insulation technology represent the ultimate smart choice for homeowners. Clopay's Intellicore is a proprietary polyurethane foam that is injected into our Premium Series doors, expanding to fill the entire structure. The result is a door with incredible strength and durability. Its dense insulation also produces a quieter door, and with one of the industry's leading R-values of 18.4, it provides year-round comfort and improved energy efficiency.



WARMER

Energy efficiency provides year-round comfort



QUIETER

Dense insulation reduces noise by up to 16 decibels



STRONGER

Enhanced strength resists everyday wear and tear

PREMIUM series

Improve your home's appearance and energy efficiency with a Clopay Premium Series insulated garage door. Available with Intellicore® polyurethane or polystyrene insulation in 2" or 1-3/8" thicknesses, Premium Series models offer exceptional insulating R-values, strength and security, as well as quiet operation and a beautiful appearance. Choose from two panel styles, multiple color options and a wide range of decorative window options to create a door that fits your budget and enhances your home's curb appeal.

3-LAYER CONSTRUCTION

2" or 1-3/8" insulation provides comfort, energy efficiency and superior R-values in every season.

- Weathertight tongue-and-groove section joints help seal out wind, rain and snow.
- Replaceable bottom weatherseal in a rust-proof aluminum retainer helps prevent elements from entering garage.
- Patented Safe-T-Bracket® helps prevent serious injury that could occur if the bottom bracket were removed with the garage door closed and under tension.
- Nylon rollers are smooth and quiet.
- Galvanized steel hinges attached to backup plates are durable, reliable and secure.
- Prepainted white end stiles and interior steel backing create a clean, finished appearance.
- Inside/outside step plates and grip handles make doors easy and safe to operate.



2" 1 3/8"
Polyurethane Models

27 GAUGE STEEL¹
9200 short panel
9203 long panel

2"
POLYURETHANE
EFFICIENCY
18.4
R-VALUE*

27 GAUGE STEEL¹
9130 short panel
9133 long panel

1 3/8"
POLYURETHANE
EFFICIENCY
12.9
R-VALUE*

2" 1 3/8"
Polystyrene Models

27 GAUGE STEEL¹
4300 short panel
4310 long panel

2"
POLYSTYRENE
EFFICIENCY
9.0
R-VALUE*

26 GAUGE STEEL²
4050 short panel
4053 long panel

1 3/8"
POLYSTYRENE
EFFICIENCY
6.5
R-VALUE*

¹Models with Ultra-Grain® and Black paint options are 24 gauge steel.
²Models with Black paint option are 24 gauge steel.

*Calculated door section R-value is in accordance with DASMA TDS-163.




*Model 9203, Long Elegant Panel with
Optional Charleston 608 Window Design*

DETAIL



Deep panel edging and natural embossed woodgrain texture improve appearance close-up and from the curb.

STYLE



Elegant Short

Complements homes with traditional styling. Models 9200, 9130, 4300 and 4050.




Elegant Long

Ideal for ranch style homes. Models 9203, 9133, 4310 and 4053.


*Doors range from 6' to 16' high and 6'2" to 20' wide. Consult your Clopay Dealer for size options.
WINDCODE® Doors are available to meet most regional wind load requirements.
Consult your local dealer for specific information.*




COLORS



Standard White



Glacier White**



Almond




Desert Tan



Sandtone



Bronze



Chocolate



Mocha Brown*



Black*



Hunter Green



Gray

- Exterior steel on standard color doors has a natural woodgrain texture.
- Doors can be painted to match the home's exterior using a high-quality latex exterior paint. Do not use oil-based paint.

Due to the printing process, colors may vary. See your Clopay Dealer for color samples.

**Not available on Models 4050 and 4053.*

***Popular in select markets, Glacier White is a brighter white.*

CUSTOM PAINT OPTION



Color Blast™ offers more than 1,500 Sherwin-Williams® color options to complement your home. Clopay's durable factory finish has been thoroughly tested and is backed by a five-year warranty.



Model 9200, Short Elegant Panel with Optional Trenton® Window Design; Shown in Ultra-Grain® Cherry Finish

ULTRA-GRAIN® PAINT OPTION



Medium Finish



Cherry Finish



Walnut Finish

Due to the printing process, colors may vary.

Not available on Models 9130, 9133, 4050, or 4053.

- Painted steel surface simulates a real stained door without the need of staining and the ongoing maintenance of wood.
- Woodgrain runs horizontal on stiles and vertical on panels for an authentic, natural look.
- Available in Medium, Cherry or Walnut finishes that complement Clopay Entry Doors, shutters and other exterior stained wood products.
- Exterior steel surface on an Ultra-Grain® painted door has a stucco texture to create a more natural woodgrain appearance.



Model 4300, Short Elegant Panel with Optional Orleans Wrought Iron Window Design; Shown in Ultra-Grain® Cherry Finish



Model 4050, Short Elegant Panel
with Optional Colonial 509 Window Design

RUST-PREVENTION SYSTEM



Steel skins are protected through a tough, layered coating system, including a hot-dipped galvanized layer, a protective metal oxide pretreatment and a baked-on primer and top coat.

GREATER ENERGY EFFICIENCY



Thermal break* separates the interior from the exterior skin to improve energy efficiency and comfort.

**Thermal break is not present on Models 4050 and 4053.*

WARRANTIES

PAINT SYSTEM LIMITED LIFE WARRANTY	WINDOWS LIMITED 10YR WARRANTY	HARDWARE LIMITED 3YR WARRANTY
---	--	--

A FOCUS ON *green.*



Clopay is committed to designing, manufacturing and distributing garage doors that enhance the beauty, safety and value of your home while minimizing the impact on the environment.

The Premium Series helps conserve natural resources by providing a durable, reliable, low-maintenance, energy efficient door with environmentally safe insulation. Steel doors and hardware are impervious to moisture and will not rot, warp, crack or fade, and the steel used in Clopay's doors is made from over 75% recycled content. All Clopay doors are made in the U.S., minimizing shipping, damage and handling. For more details on Clopay's green practices, visit our website at clopaydoor.com/green.aspx

Windows

Inspired by current architectural trends, our windows add natural light to your garage while adding curb appeal to your home. All Clopay window frames are UV-protected and are color matched to our prefinished door colors. Window frames screw in from the inside for easy glass replacement or to change designs.

DECORATIVE WINDOWS

Available in short or long panel designs, Clopay's decorative windows are created to complement many home styles.

Available on These Models

9200 4300
9130 4050

Wrought Iron Series (Acrylic)
Short Panel Windows




Tuscany



Orleans

Leaded Series (Glass)
Short Panel Windows



Ashford® Carlisle® Kristin®



Roselle® Trenton®

Brilliance® Series (Glass)
Short Panel Windows



Solitaire Marquise Trillian

Palladian™ Series (Glass)
Short Panel Windows



Palladian™



Palladian™ with Grilles

Available on These Models

9200* 4300*
9203 4310
9130* 4050*
9133 4053

Wrought Iron Series (Acrylic)
Long Panel Windows




Tuscany




Orleans

Leaded Series (Glass)
Long Panel Windows



Ashford® Carlisle®



Kristin® Roselle®



Trenton®

Brilliance® Series (Glass)
Long Panel Windows



Solitaire Marquise



Trillian

Palladian™ Series (Glass)
Long Panel Windows



Palladian™



Palladian™ with Grilles

Palladian™ Series windows are available only on 2" thick doors. Palladian™ Series windows not available on Glacier White, Mocha Brown or Ultra-Grain® doors.

DECORATIVE INSERT SERIES WINDOWS

UV-protected cellular plastic insert designs snap into either the inside or outside of the window frame for easy cleaning or to change designs. Windows are offered in single strength, double strength, acrylic, obscure or insulated glass.

Available on These Models

9200 4300
9130 4050

Short Panel Windows



Available on These Models

9200* 4300*
9203 4310
9130* 4050*
9133 4053

Long Panel Windows



ARCHITECTURAL SERIES WINDOWS

These windows are from Clopay's Architectural Series, featuring a larger viewing area and available on select models and heights.

Available on These Models

9200* 9130*
9203 9133

Short Panel Windows



Long Panel Windows



*Panel emboss may not align on long window with short panels. Some size limitations apply.

† Shown with clear glass. Acrylic and obscure glass optional.

‡ Sunset windows not available on Glacier White, Mocha Brown or Ultra-Grain® doors.



Visit clopay.com or call 1-800-2CLOPAY (800-225-6729) for more information on Clopay,

America's Favorite Garage Doors. Follow us on MADE IN USA