

CLASSIC™ COLLECTION

VALUE

series



America's Favorite Garage Doors®



Model T40L, Long Traditional Panel with Optional Brilliance® Collection Marquise Window Design



clopay.com

VALUE series

Improve your home's appearance with a Clopay Value Series garage door. Available in 24 or 25 gauge steel with a durable 2" steel frame construction, Value Series models are designed for beautiful, long-lasting performance. Choose from multiple panel styles, many color options and a wide range of decorative window options to create a door that fits your budget and enhances your home's curb appeal.

1-LAYER CONSTRUCTION

Heavy 24 or 25 gauge steel construction ensures durability, security and classic style at an affordable price.

- Tongue-and-groove/shi lap section joints help seal out wind, rain and snow.
- Replaceable bottom weatherseal in a rust-proof aluminum retainer helps prevent elements from entering garage.
- Patented Safe-T-Bracket® helps prevent serious injury that could occur if the bottom bracket were removed with the garage door closed and under tension.
- Nylon rollers are smooth and quiet.
- Galvanized steel hinges are durable, reliable and secure.
- Inside/outside step plates and grip handles make doors easy and safe to manually operate.



Tongue-and-Groove
Section Joints

24
GAUGE
STEEL

T40S short panel
T40L long panel

25
GAUGE
STEEL

T50S short panel
T50L long panel
70B ribbed panel

Shi lap
Section Joints

24
GAUGE
STEEL

94 short panel


25
GAUGE
STEEL

73 short panel
76 long panel



*Model T50S, Short Traditional Panel
with Optional Colonial 509 Window Design*

DETAIL



Deep panel edging and natural embossed woodgrain texture improve appearance close-up and from the curb.

STYLE




Traditional Short

Complements homes with traditional styling. Models T40S, T50S, 94 and 73.



Traditional Long

Ideal for ranch style homes. Models T40L, T50L and 76.



Ribbed


Good option for transitional style homes or utility structures. Model 70B.

*Doors range from 6' to 16' high and 6' to 20' wide. Consult your Clopay Dealer for size options.
WindCode® doors available to meet most regional wind load requirements.
Consult your local dealer for specific information.*



Model 94, Short Traditional Panel

COLORS



- Exterior steel on standard color doors has a natural woodgrain texture.
- Doors can be painted to match the home's exterior using a high-quality latex exterior paint. Do not use oil-based paint.

STEP PLATE/LIFT HANDLE



Color-matched exterior step plate/lift handles are durable, attractive and allow for safe opening and closing of your door.

CUSTOM PAINT OPTION



Color Blast™ offers more than 1,500 Sherwin-Williams® color options to complement your home. Clopay's durable factory finish has been thoroughly tested and is backed by a five-year warranty.

RUST-PREVENTION SYSTEM



Steel skins are protected through a tough, layered coating system, including a hot-dipped galvanized layer, a protective metal oxide pretreatment and a baked-on primer and top coat.



Model 73, Short Traditional Panel Design

WARRANTIES

PAINT SYSTEM
LIMITED
LIFE
WARRANTY

Models T40, 94

PAINT SYSTEM
LIMITED
15YR
WARRANTY

Models T50, 73, 76

PAINT SYSTEM
LIMITED
10YR
WARRANTY

Model 70B

WINDOWS
LIMITED
10YR
WARRANTY

All Models

HARDWARE
LIMITED
3YR
WARRANTY

All Models



Model 70B, Ribbed Panel

A FOCUS ON *green.*



Clopay is committed to designing, manufacturing and distributing garage doors that enhance the beauty, safety and value of your home while minimizing the impact on the environment.

The Value Series helps conserve natural resources by providing a durable, reliable, low-maintenance door. Steel doors and hardware are impervious to moisture and will not rot, warp, crack or fade, and the steel used in Clopay's doors is made from over 75% recycled content. All Clopay doors are made in the U.S., minimizing shipping, damage and handling. For more details on Clopay's green practices, visit our website at clopaydoor.com/green.aspx

Windows

Inspired by current architectural trends, our windows add natural light to your garage while adding curb appeal to your home. All Clopay window frames are UV-protected and are color matched to our prefinished door colors. Window frames screw in from the inside for easy glass replacement or to change designs.

DECORATIVE WINDOWS

Available in short or long panel designs, Clopay's Designer Collection Windows are created to complement many home styles.

Available on These Models

T40S
T50S
94
73

Wrought Iron Series (Acrylic) Short Panel Windows



Tuscany Orleans

Leaded Series (Glass) Short Panel Windows



Ashford® Carlisle® Kristin® Roselle® Trenton®

Brilliance® Series (Glass) Short Panel Windows



Solitaire Marquise Trillian

Available on These Models

T40S*
T40L
T50S*
T50L
94*
73*
76

Wrought Iron Series (Acrylic) Long Panel Windows



Tuscany Orleans

Leaded Series (Glass) Long Panel Windows




Ashford® Carlisle® Kristin®

Brilliance® Series (Glass) Long Panel Windows



Solitaire Marquise Trillian



Roselle® Trenton®

* Panel emboss may not align on long window with short panels.
Some size limitations apply.

DECORATIVE INSERT SERIES WINDOWS

UV-protected cellular plastic insert designs snap into either the inside or outside of the window frame for easy cleaning or to change designs. Windows are offered in single strength, double strength, acrylic or obscure glass.

Available on These Models

T40S
T50S
94
73

Short Panel Windows



Plain Window† Cathedral 507 Charleston 508 Colonial 509 Prairie 510 Sunset 501 (8', 9', 12', 16', 17', 18' widths only) Sunset 502 (7', 7'6", 12' widths only) Sunset 503 (8', 9', 16', 17', 18' widths only) Sunset 504 (14', 15', 15'6" widths only) Sunset 505 (16', 17', 18' widths only) Sunset 506 (10', 20' widths only)

Long Panel Windows



Plain Window† Cathedral 607 Charleston 608 Stockton 612 Prairie 610 Madison 611 Madison Arch 613 Sunset 601 Sunset 603 Sunset 605

Ribbed Panel Window (Model 70B Only)



Standard Window

* Panel emboss may not align on long window with short panels.
Some size limitations apply.

† Shown with clear glass. Acrylic and obscure glass optional.



Visit clopay.com or call 1-800-2CLOPAY (800-225-6729) for more information on Clopay, America's Favorite Garage Doors. Follow us on

